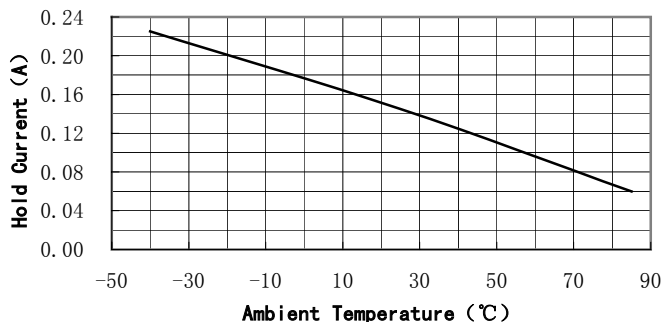


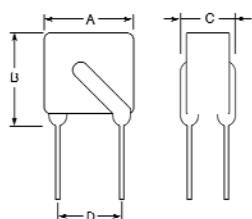
Electrical Characteristics:

Max. Interrupt Current	3.0 A _{RMS}	Max. Interrupt Voltage	250 V _{RMS}
Max. Operating Current	3.0 A _{DC}	Max. Operating Voltage	60 V _{DC}
Hold Current at 25°C	0.145 A	Trip Current at 25°C	0.290 A
Initial Resistance	5.0~9.0 Ω	Max. Post Trip Resistance	14.0 Ω

Thermal Derating Curves:



Physical Description for Dimensions:



- A: 6.0mm/0.256in. (Max.)
- B: 12.6mm/0.496in. (Max.)
- C: 4.5mm/0.177in. (Max.)
- D: 5.1mm/0.201in. (Typ.)

Terminal Material: Tin plated copper, Φ0.60mm/0.023in.

Insulating Material: Cured, flame-retardant epoxy polymer; meets UL 94V-0 requirements

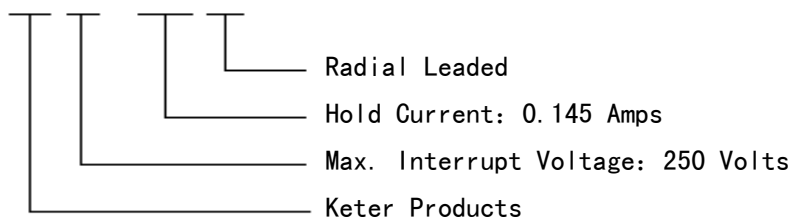
Test Conditions and Accept/Reject Criteria:

Test	Test Conditions	Accept/Reject Criteria
Initial Resistance	In still air at 25°C	5.0~9.0 Ohms
Hold Current	145mA, 60min at 25°C	No trip
Time to Trip	1.0A, 250V at 25°C	≤2.5 Seconds
Trip Cycle Life	3A, 220V, 20Cycles	No arcing or burning
Trip Endurance	3A, 250V, 24hr	No arcing or burning
Impulse Life	37.5A, 1.5KV, 10/310μs, 10Cycles	No arcing or burning

Storage Temperature: -40°C to 85°C

Part Numbering System:

KT 250-145 B



Agency Recognition: CQC, UL, TUV

